

2015 IMSO Answers

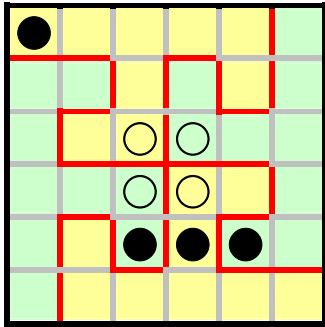
SHORT ANSWER

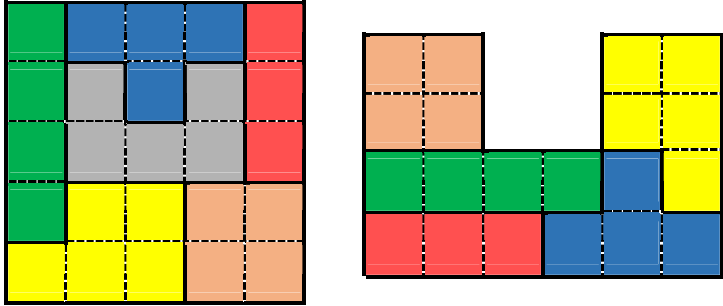
1.	36	2.	12	3.	26	4.	139°	5.	$\frac{1}{2}$
6.	840	7.	76	8.	1002	9.	4	10.	91
11.	968	12.	16	13.	7	14.	23	15.	20
16.	279720	17.	10	18.	$\frac{1}{3}$	19.	120	20.	5
21.	384	22.	427	23.	43	24.	$\frac{1}{720}$	25.	50

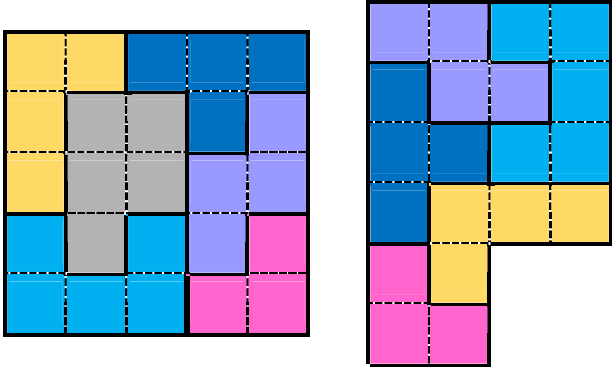
ESSAY PROBLEMS

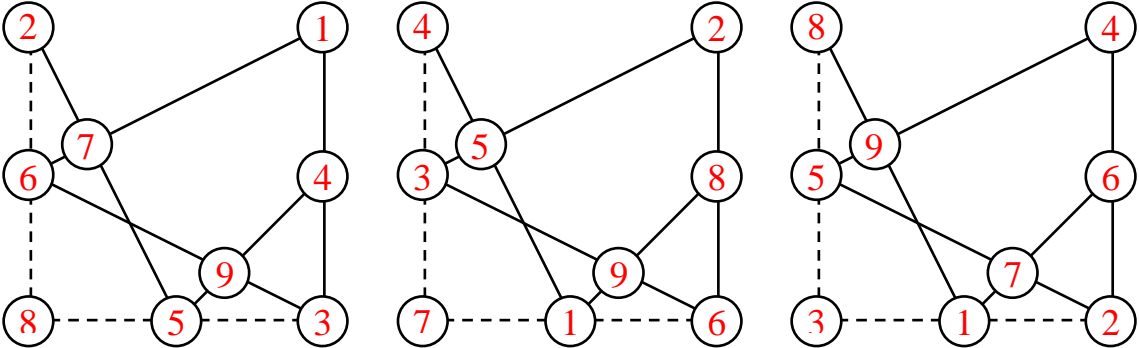
1.	165	2.	$\frac{116}{3}$	3.	462	4.	80	5.	64
6.	41	7.	$\frac{63}{10}$	8.	32	9.	72	10.	203
11.	60	12.	20 : 8 : 7			13.	20		

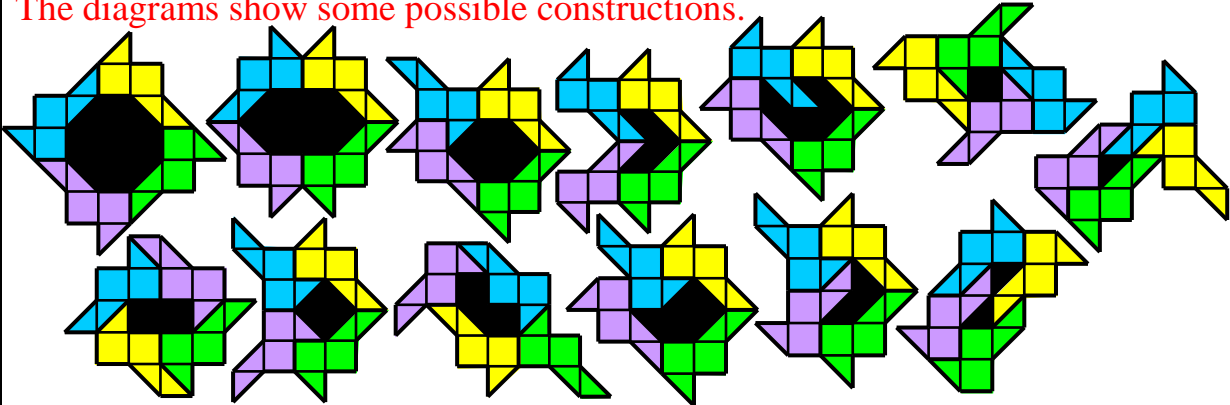
EXPLORATION PROBLEMS

1.	14, 15, 18, 28, 29, 35, 64, 125	2.		3.	10
-----------	------------------------------------	-----------	--	-----------	----

4.	(a)	
-----------	------------	--

4.	(b)	
-----------	------------	---

5.	
-----------	--

6.	<p style="color: red; font-weight: bold;">The diagrams show some possible constructions.</p> 
-----------	---